

Register e-alumni now!!



e-alumni
SYSTEM

UniMAP Alumni

- UniMAP Alumnus
- Graduated from 2006 - NOW
- E-Alumni need to complete through ONLINE

Any Question



Email Us : alumni@unimap.edu.my



Text to **Mr. Abul Fathi**



How To Complete E-Alumni System

1. Scan the QR Code or click the link below :

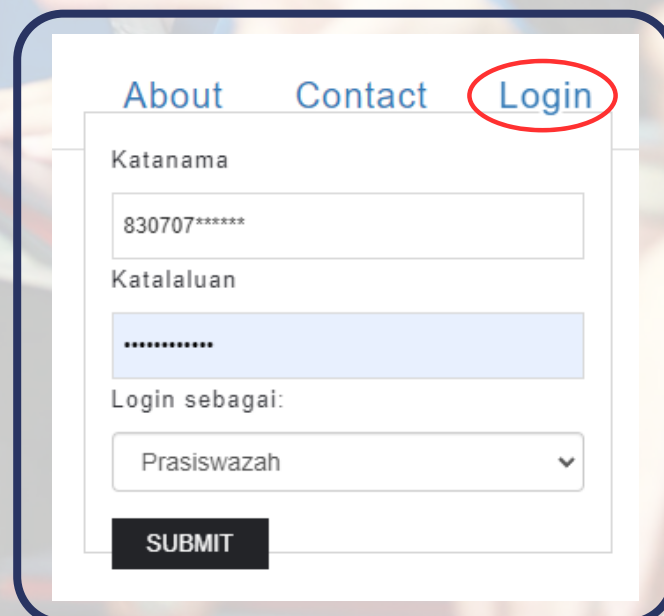


<https://ealumni.unimap.edu.my>

2. Select Login -

Katanama = IC @ Passport No (without "-")

Katalaluan = IC @ Passport No (without "-")



About Contact **Login**

Katanama
830707*****

Katalaluan

Login sebagai:
Prasiswazah

SUBMIT

How To Complete E-Alumni System

3. Select Login sebagai :

[About](#) [Contact](#) [Login](#)
 Katanama
 830707*****
 Katalaluan

Login sebagai:
 Prasiswazah
 Prasiswazah
 Pascasiswazah
 Professional
 Staff

- **PRASISWAZAH :**
 (FULL-TIME STUDENT ONLY)
 DIPLOMA / BACHELOR
 DEGREE
- **PASCASISWAZAH :**
 MASTER/PHD DEGREE
- **PROFESSIONAL :**
 PROFESSIONAL DEGREE
 UNDER UniMAP PDCE

4. Check Alumni Form Status :

[Home](#) [Fill in/Update the form](#) [Print the form](#) [Home](#) [Contact](#)

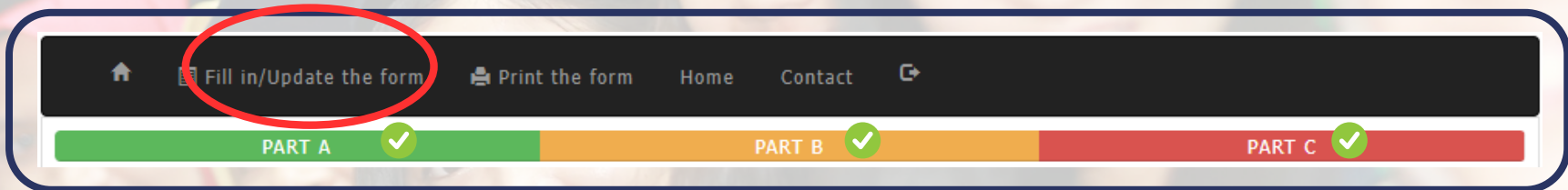
DETAILS	
Name	[REDACTED]
Matric No.	[REDACTED]
Programme	[REDACTED]
Graduation Year	2023
Alumni Form Filling Status	You have successfully filling the alumni form completely ✓ You haven't complete your alumni form. Part C are still blank ✗

COMPLETED :
 GO TO STEP 6

NOT COMPLETED :
 GO TO STEP 5

How To Complete E-Alumni System

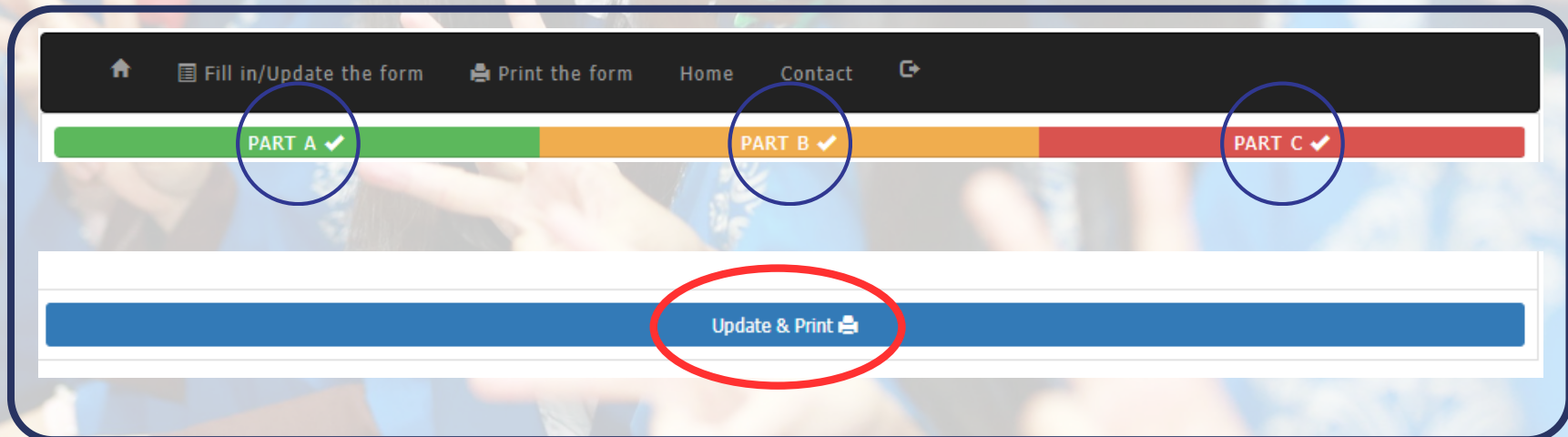
5. Click fill in/update the form then complete Part A, B & C :



Home Fill in/Update the form Print the form Home Contact

PART A ✓ PART B ✓ PART C ✓

6. Click Update & Print (no need to print hard copy)



Home Fill in/Update the form Print the form Home Contact

PART A ✓ PART B ✓ PART C ✓

Update & Print

**Thank You for
Completing E-Alumni System**